



WINDOW PRODUCTS LIMITED

Effective solutions for windows manufacturers and fitters


Unit 4203 Oakfield Close,
Tewkesbury Business Park,
Tewkesbury, Glos
GL20 8PF

T: 01684 290944

E: sales@gtwindowproducts.co.uk

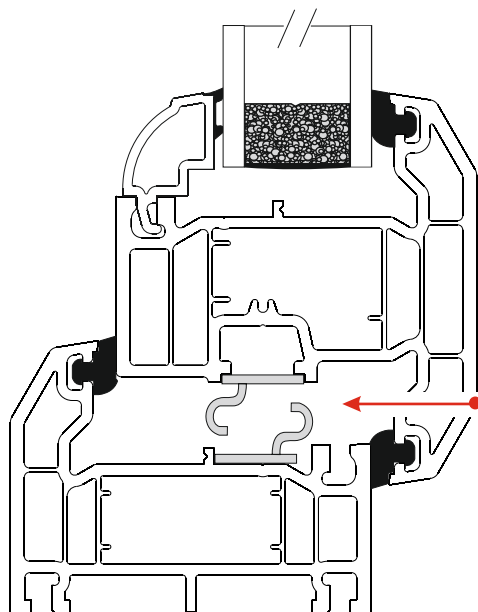

W: www.gtwindowproducts.co.uk

GT Stay Guard *Elite*



Fit Stay Guard Elite approx 75mm centres from the internal corner as show here. Secure using 4.8 X 25 carbon steel zinc coated screws

Fit run up blocks █ on opposite side to the Stay Guard Elite and pack the unit at the same positions marked * to stop sash movement.



STAY GUARD ELITE SG036 on outer frame and sash for all types of stays to include Egress/Easy Clean

All drawings are not to scale
Reinforcement and fixings have been omitted for clarity
UK Fasteners screws were used for testing when required

GT STAY-GUARD ELITE is a simple, easy and effective method of enhancing security for windows.

The unique engineered shape and design of Stay Guard Elite goes beyond meeting the industry's most demanding security standards.

This hinge protection device which, when fitted in conjunction with a friction stay, will assist in meeting the requirements of PAS24. Wherever possible, and to obtain the best performance, Stay-Guard Elite should be secured into reinforcement.

They are available in 17mm (SG036) and 13mm(SG035) standard stack heights.



Kömmerring 70